




featuring Jenni Czech &  
Melisa Mendini

# ESSENTIALS

## Studio Lighting for Nude Photography

Comprehensive Basics - 3D Simulations - Set Plans - Exercises - Sexy Imagery



## ESSENTIALS - Studio Lighting for Nude Photography

featuring Jenni Czech & Melisa Mendini | SNEAK PEAK Edition

by Dan Hostettler | <http://www.Photoblog.StudioPrague.com>

Copyright 2014 © Dan Hostettler

**Concept, Editor & Publisher: Dan Hostettler**

**Photos Jenni Czech: selected imagery by Tom G. & Dan Hostettler**

**Photos Melisa Mendini: Dan Hostettler**

**MakeUp: Aneta Ložková, Antonina Stefanová**

**Behind the Scenes Photography: Jan Prerovsky**

**Illustrations 2D: White Lions, IDN & Albert Maier, NZL**

**Illustrations 3D: Dan Hostettler with Set.A.Light.3D**

**Co-Editors: Tanja Napier & Ashlee Girdner, USA**

BLOG+ by StudioPrague

Dan Hostettler

110 00 Prague 1

Czech Republic

**Got a Question?**

Send an email to: [dan@studioprague.com](mailto:dan@studioprague.com)

### Notice of Rights: Please Play Nice

ALL RIGHTS RESERVED. No part of this book may be reproduced or transmitted in any form by any means without the prior written permission of the publisher.

It is not expensive to buy, so please don't steal from the author by giving copies away. Instead, recommend [Photoblog.StudioPrague.com](http://Photoblog.StudioPrague.com) to your friends and colleagues. Thank you!

### Trademarks

All mentioned brands and terms in the book should not be regarded as affecting the validity of any trademark or service mark. All brands and terms are a registered trademarks of the respective companies in the United States and/or other countries.

### Disclaimer General


THIS PRODUCT IS NOT ENDORSED OR SPONSORED BY ANY BRAND MENTIONED IN THIS BOOK.

### Disclosure of Material Connection

Some of the links in this book are "affiliate links." This means if you click on the link and purchase the item, I will receive an affiliate commission. Regardless, I only recommend products or services I personally use and of which I believe that they will add value to my readers. I am disclosing this in accordance with the Federal Trade Commission's 16 CFR, Part 255: "Guides Concerning the Use of Endorsements and Testimonials in Advertising."

### ABOUT THE COVER:

Jenni Czech & Melisa Mendini, Professional Czech Glamour Photo Models  
Photos by Dan Hostettler & Tom G.



# Table of Content



<b>Understanding Light &amp; Lighting</b>	<b>6</b>
Photo Lighting Positions & Directions	7
Photo Light Functions	16
Shadows: Generally Spoken	20
Hard & Soft Light	22
4 Quick Facts to Know about Lighting	25
The Size of your Light Source	27
“Effective Size”	29
Inverse Square Law: Called Light Fall-Off	30
Light Ratios	36
Catchlights	39
“Reading” a Photograph	40
Color Temperature: Introduction	41



<b>Getting The Basics Right</b>	<b>44</b>
Color Spaces: RGB vs. sRGB	45
RAW vs Jpeg	47
Flash Sync Speed	53
Exposure Triangle in Studio Metering	55
Metering Lights and Types of Meters	57
Metering Modes	59
Get your White Balance Right in Seconds	62
Setting White Balance with Your Software	63
Xrite Color Checker Passport	66
Histogram - Read it Like a Pro	67



<b>Studio Lighting Equipment</b>	<b>70</b>
Different Flash-Heads: Packs & Monolights	71
Light Modifiers: Introduction	74
Softboxes	75
Modifiers: Size and Shape Matters	78
The Softbox’s “Sweet Spot”	79

Beauty Dish	82
„Fast Glam“	84
Grids, Honeycombs, Egg Crates...	88
Disc Reflectors & Reflector Panels	90
Light & Equipment Stands	91
Support Stuff	95
Triggering Your Flash Heads	101



<b>Showcase</b>	<b>103</b>
One Light Setup #1 - Beginner’s Lighting	104
One Light Setup #2 - Beginner’s Lighting+	113
One Light Setup #3 - Split Lighting	121
Two Light Setup - Two Side Lighting	129
Three Light Setup - Simply Beautiful	137
Four Light Setup - Beauty Lighting	147
Two Light Setup – Sparkle Lighting A	156
Two Light Setup – Sparkle Lighting B	166
One Light Setup – Back Lighting	174
One Light Setup – Goddess Lighting A	183
One Light Setup – Goddess Lighting B	189
Four Light Setup - Fashion Lighting	201
Three Light Special – Super Soft Lighting	213
Three Light Special – Super Soft Lighting+	223
Three Light Special – Glamour Lighting	233



<b>Challenge Yourself!</b>	<b>243</b>
How to Build Your First Lighting Setup	244
It’s Your Turn Now	248
The Three-Point Lighting Setup	249
Topless Portrait Series on White	258
Portray Your Nudes	266
Cover Shot with Melisa Mendini	272
Prepare Light Designs before the Shoot	282
Acknowledgement	284
About Dan Hostettler	286
Provide Me With Feedback, Please!	287

Where there is light, there is shadow. Where there are many lights, there's a mess of shadows – if you're approaching it careless...

**I've created this fully packed guide about photography studio lighting in order to demonstrate to you all the different aspects in front of your own eyes – furthermore, I hope this insight will help to remove one or the other shadow that might yet be clouding your understanding of this subject at this point.**

### **Essential Lighting Knowledge for Creating Moods**

We have been working for months to finally create a very simple message: it's plain easy to create appealing and meaningful imagery! After a while, at least...

Sure enough the main thing is the interplay of lighting, models, styling, posing and expressions – but for creating a MOOD you first of all need one light, a sort of modifier and a (nude) model. The rest relies upon your planning, intuition, inspiration and...KNOWLEDGE.

### **Impetus for You**

Studio lighting is the supreme discipline when it comes to photo light placement. It easily can take years before one gets things done in a fluently and visually appealing manner.

Does studio lighting scare you away? Too many lights, light modifiers, gear and stuff? Are you afraid or at least having a weird feeling in your belly area? Don't!

This book delivers the perfect "one size fits all" access: for the newcomers, the amateurs, the aficionados, even the versed pro – there is always something new to explore whether it is fresh from scratch or just tidbits...

You might be a natural light shooter, a speedlight champion or just the happy owner of two simple monolights – that is all perfectly wonderful! You are entirely safe here. Nobody sees you, nobody judges you.

For this guide I've chosen to place lights, create shadows and intentionally draw lighting directions in a controlled environment, the studio. This provides you with the very best conditions to understand all the essentials, the trades and the advanced settings in a comprehensive and logic manner – spiced up in a very sexy way.

I have also chosen simple backdrops in white and black colors to demonstrate very clearly how lighting, light fall-off and shadow cast works. A white background might appear dark or greyish, while on the other side a black background can suddenly look quite bright.



## The Big Picture

My concept and art direction here is simple: step by step depicting and explaining of all the equipment involved, providing you with the theoretical aspects in more detail and leading you to advanced, yet simple to understand lighting setups.

The big picture ultimately follows one simple reason: to set you back on square one later on and let you start over with just one light – at your home, in your dedicated studio space, wherever you work. Once you have got the full comprehensive oversight, you will better understand how to handle a simple One-Light-Setup.

Believe me :-)

## Learn While Exploring

Besides the hard facts, theory, infographics and some fun elements, I absolutely “want to educate you with a celebration of the eyes”; applied in form of the visual 3D lighting illustrations and the alluring imagery with Jenni and Melisa.

I've already delivered 3D lighting illustrations in my last book *“Dramatic Lighting”* ([ext. link](#)) and here I will continue to implement this technique in an advanced way. I truly believe that this visual presentation helps your exploration and perfectly supports the feel and understanding of the lighting functions, the flash head placements and furthermore gets you a complete oversight based on the different point of views.

The extra provided 2D set plans will help you in studio when you start replicating, tweaking and evolving your own lighting designs – just print them out!

## Jenni, Melisa and I thank YOU

Don't let yourself be too overwhelmed by all the facts and figures; pick the areas you are interested in and let yourself be led by exploring the settings, creations, my ideas and imagery.

Theory is based on century old common knowledge, yet the ground to start your new excursion is based on my personal trials & errors, my inspiration and my implementation and execution over the last 15 years.

Jenni, Melisa and I had a wonderful time working hard in creating the concept and content for this book. Today we are very proud and more than pleased to let you start your new, delightful journey with “Essentials. Studio Lighting in Nude Photography”.

The three of us thank you for your interest in our work!  
Have a great read!

Jenni ♡ Melisa 

# Acknowledgement

**My journey as a photographer begins in the late 80ties of the last century.**

**A lot of helpful and creative folks have since then accompanied my way - some for a shorter, some for a longer period.**

The book “Essentials. Studio Lighting for Nude Photography” is the preliminary milestone in my educational, written work.

A lot roots back to my beginnings at the Professional School for Fine Arts and Design in Bern (Switzerland) where a couple of desperate teachers tried to drum some theoretical stuff into my brain.

The other influential parts that never left my side during my long journey as a photographer and that I am very thankful for are:

**Heinz Rubin & Georges Hinoran** - the two have been my patient teachers and masters during my “academy” schooling. They tirelessly tried to teach me the principles and impact of chemistry, physics and other kinds of science. Heinz and Georges, both very warm-hearted people, almost failed to ever get me to understand their teachings.

Now, decades later, I am starting to put all the pieces together – the interaction of these basics, coupled with the actual work I am crafting today. Thank you guys! Live long and prosper!

**Tom G.**, - a very pleasant and interesting contemporary. Tom is a nude photography aficionado and the first shooter in the course we produced with Jenni Czech (it has been a workshop setting). Without his talent, passion and generosity, I would not have the full imagery available for you as it is presented here in this book now. Thank you very much for your contribution, Tom G!

**Jan Prerovsky**, living here in Prague just like me and being my friend for a full decade now. Jan has been creating all the wonderful behind the scenes imagery ever since. Without his push, that comprehensive insight into my work and world would not have been possible. Jan also makes me keep my calm (in most situations) and encourages my reflective side every now and then (I am sure he is not aware of that). Jan does not like to be the center of attention, but he definitely deserves and needs to be mentioned here! Thank you, my friend!

**Jenni Czech & Melisa Mendini** – the featured models here in this book. Both of them did a fantastic job and bravely followed my ideas and work pace. Additionally, they contributed a lot of their own ideas during the shoots which were a great artistic support!

Only Jenni’s and Melisa’s creativity, beauty and personalities, gave me the chance and inspiration to create the meaningful and sexy imagery for this project. Their personal touch is what makes this guide truly outstanding. Thanks for your professionalism, dear ladies!

**Models, make-up artists, stylists:** dozens of you have supported my work, my business and my progress over the last decade. I thank you all for your hard work, your reliability, your inspirational impact on me and your patience with me.

Without you, my Sexy Women Photography would just be nothing more than plain Photography...

**Tanja Napier & Ashlee Girdner**, who are fixing and evolving my concept-texts to a satisfactory, exciting and informative level of readable pieces. They are also helping me by proof reading and editing all of my texts. Without Tanja and Ashlee, there would not be any textual cornerstone content existing, just some babbling.

You know, I am more the visual sort of guy after all ;)

**You, the reader. Thank you!** My part in this constellation is to do my editorial and artsy photo work and hopefully create an understandable educational approach for you to enjoy. But without you, dear reader, this effort would be absolutely worthless.

I truly appreciate your interest in my work, your trust in my expertise and your support for my products. Without you, my journey would have never gotten this far.

**The others.** And there are all the others, the others who helped me, stressed me, pushed me, forced me, drove me insane... - all of you, thank you! You let me grow and run and led me to the point where I am standing now.

**Last but not least: Noema! Noema, this wonderful and incredible wife of mine** who shows an amazing understanding for my nude photography work - just like it were the most natural thing in the world that a husband could do. But as we all know, this sort of support is far from being natural for most other women out there.

I guess, this is either a result of her own creative work life or the signs of her incredible love for me - or maybe and most likely a synergy of both. Noema is successfully performing as a soprano singer in the world of opera. Thank you, precious!

**To all of you: a big and heartfelt THANK YOU!**

**PS:** All equipment I've used to create this book was either rented or is owned by me. I surely had wished for and truly could have used it, but I had no sponsors to support me while I was working on this project. Well, there is always a next time for some generous folks to back up the efforts of a hardworking photographer - hint, hint ;)



## DAN HOSTETTLER - Photographer, Author, Solopreneur

Dan Hostettler is a Switzerland born solopreneur, photographer and author. In 1995 he graduated from the Professional School for Fine Arts and Design in Bern as a photographer.


During the next 15 years he founded several successful businesses which specialize in the electronic media world combined with photography.

In 2001 Dan founded his flagship StudioPrague in Prague, Czech Republic, which as a dedicated production company has received international recognition for Nude Photography Productions and High End Workshops.

StudioPrague continues in 2013 with its latest innovation, BLOG+, an online learning environment dedicated to help train and mentor other photography enthusiasts in Glamour, Boudoir and Nude Photography.

Aside from his own creations, Dan has been internationally published and featured among others on and in GQ Online, The India Times, FashionONE TV, GoodLight Magazine, MUZE Magazine, FOTOdigital.

Dan's passion for traveling, cinema and visual adventures translates into a high degree of skill and creativity. Inspired by the world's top magazines and brands like Playboy, Maxim, FHM, Vogue and Victoria's Secret amongst others, Dan continues his pursuit of being the best in his field.





# ESSENTIALS Series

by Dan Hostettler & BLOG+

# ESSENTIALS

## Studio Lighting for Nude Photography

**The perfect “one size fits all” access: theory, showcases and exercises for you!**


Learn from my personal trials & errors, my inspiration, my implementation and execution experience gathered over the last 15 years. Explore my settings, creations, analyses and alluring, stunning imagery.

Fast-track your journey with studio lighting. Start to implement simple & advanced lighting as well as various moods into your future shoots NOW.

- 280 pages (incl. extensive theory part to strengthen your practical work)
- 19 all-inclusive case studies/lighting setups for 1, 2, 3 & 4 lights
- Challenge Yourself! Dan's 4 additional lighting setups for you
- Revelation of all technical parameters used during these exercises
- Comprehensive 3D lighting setups from different point of views, incl. 2D set plans
- Over 220 behind the scenes & illustrative images
- 150 tasteful nude images in 19 sets and theory part
- 12 light pattern analyses by Dan
- ...and MUCH MORE!



[www.StudioPrague.com/StudioLightingBook](http://www.StudioPrague.com/StudioLightingBook)




# “Nude Photography 101” FREE Online Course

Get INSIDE Nude Photography!


Join this **FREE EXCLUSIVE** Nude Photography Online Course

Nude Photography 101 is a **comprehensive and FREE 21-part email course** and ongoing newsletter with photography tips for learning Glamour, Boudoir and Nude Photography.

From Dan Hostettler, Professional Nude Photographer and the specialists of StudioPrague.



# Photography Lighting with Dan Hostettler



- ✓ Intuitive & Visual Lighting Guide
- ✓ 5 different sets
- ✓ Images with Playmate Coxy
- ✓ Lighting setups for 1, 2 & 3 lights
- ✓ Showing all tech/shoot parameters
- ✓ Comprehensive 3D lighting setups from different point of views
- ✓ Detailed explanation on light directions, impacts on shadows, light interaction and location composition
- ✓ Background story and conceptual light planning
- ✓ from every single scenario (set)
- ✓ Deconstructing my light setup set by set
- ✓ Ideas on creating emotions through lighting
- ✓ 105 pages in total
- ✓ Over 70 key visuals & descriptions in 3D
- ✓ Over 30 Behind the Scenes & illustrative images
- ✓ 36 tasteful nude images in 5 sets
- ✓ 5 lighting plans (2D) for your studio
- ✓ Instant PDF Download
- ✓ PC, Mac, IProducts & Droids

[StudioPrague.com/DramaticLighting](http://StudioPrague.com/DramaticLighting)

# fashion<sup>like</sup> NUDE & glamour POSES *volume I*

## Fashion-like Model Poses Will Boost Your Creative Concepts

This in-depth guide will show you what fashion posing has to offer for glamour modeling!

Dan has produced this eBook with the help of the amazingly talented, sensuous and beautiful model, Vicka Starr. Vicka is a very experienced professional art-nude model who demonstrates a vast variety of poses in this guide.

With most glamour modeling, posing is often limited and less creatively applied than in fashion modeling. Mixing the two genres along with freestyle fashion-like expressions, allows your models to freely switch from one fanciful, emotive and unique pose to another without restrictions.



[StudioPrague.com/FashionNudes](http://StudioPrague.com/FashionNudes)





# ESSENTIALS

## Studio Lighting

for Nude Photography

a BLOG+ Original  
by Dan Hostettler

[Photoblog.StudioPrague.com](http://Photoblog.StudioPrague.com)

